



COMBINA
GLOBAL



CUSTOM
INTERIOR
FINISHINGS





CONTENTS

COMPANY	4
CABINET LAYER COMPOSITION	5-7
KITCHEN	
Melamine	8-9
Thermofoil / Vinyl	10-11
High pressure laminate	12-14
Polyurethane terephthalate	15-16
Lacquer	17-18
Quartz	19
Granite	20
SPC LUXURY VINYL PLANK	21-25
CARPET TILES	26-32
BLINDS	
Honeycomb blinds	33-36
Roller blinds	37-48
Zebra blinds	49-54
CERAMIC WALL TILES	55-56
PLUMBING FIXTURES & HARDWARE	
Bathroom faucets	58
Bathtub faucets	59
Kitchen faucets	59
Shower sets	60
Wardrobe hardware & handles	61
Cabinet hinges & slides	62
Drawer slides & accessories	63

*The sample images shown in this catalogue may not accurately represent the final product. Please contact us for more details or visit our showroom floor.




COMBINA

GLOBAL

We are your strategic building materials partner, specializing in high-quality products and materials through our trusted global manufacturing facilities. Through Combina Global, you will receive the high volume savings of the global market with the simplicity of a local supplier. We are your one-stop shop.

CABINET LAYER COMPOSITION

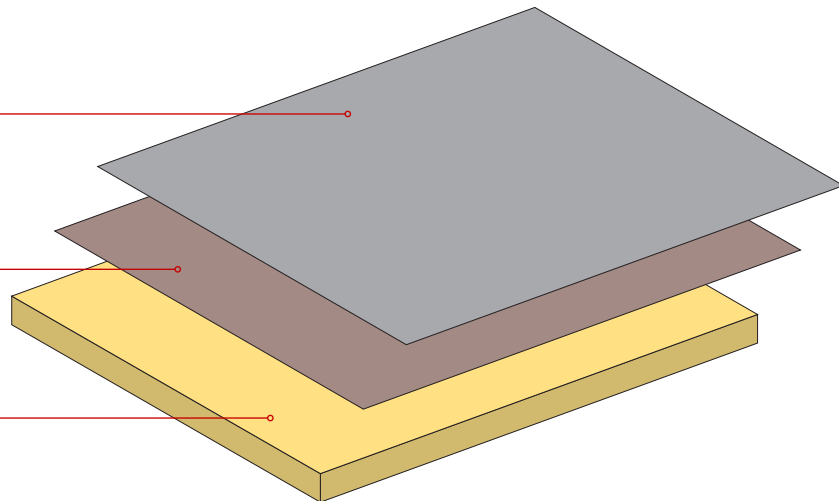


| MELAMINE (TFL)

Melamine Decorative Panel Paper

Different types of texture/finish

MDF

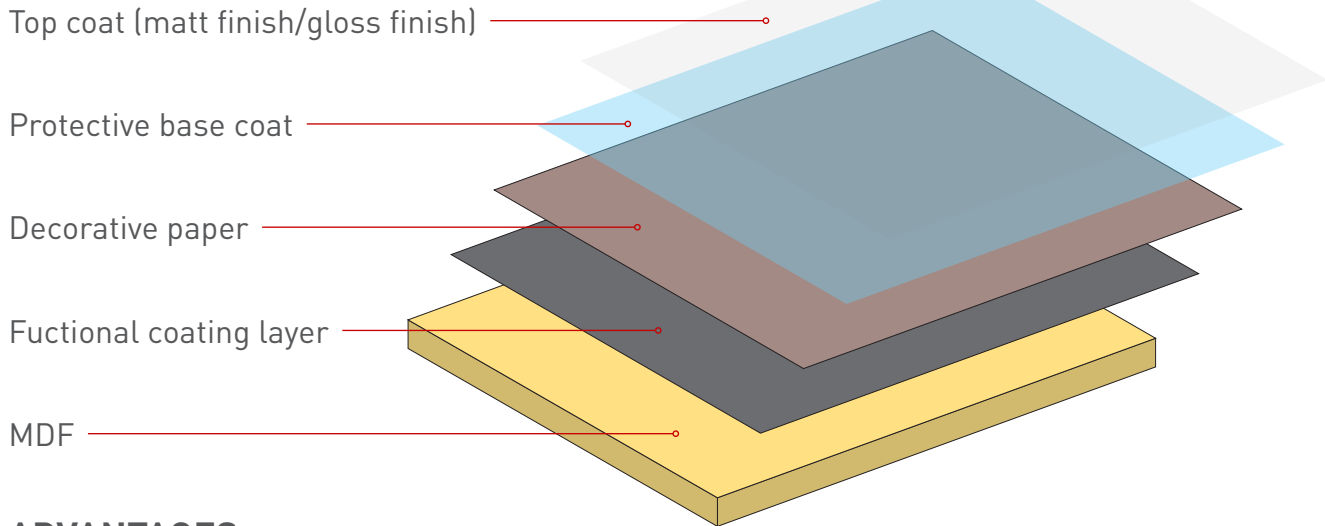


ADVANTAGES

- Durable and scratch-resistant
- Heat-resistant and suitable for use in high-temperature environments
- Easy to clean and maintain
- A lightweight material and easy to handle
- Cost-effective compared to other alternatives
- It is versatile and can be molded into various shapes and designs
- Chemically resistant, making it useful in laboratory settings

*Before finalizing your choice, please confirm the texture and finish of the color with Combina Global. The effects of Melamine/HPL are dependent on the actual Melamine/HPL sample or color board.

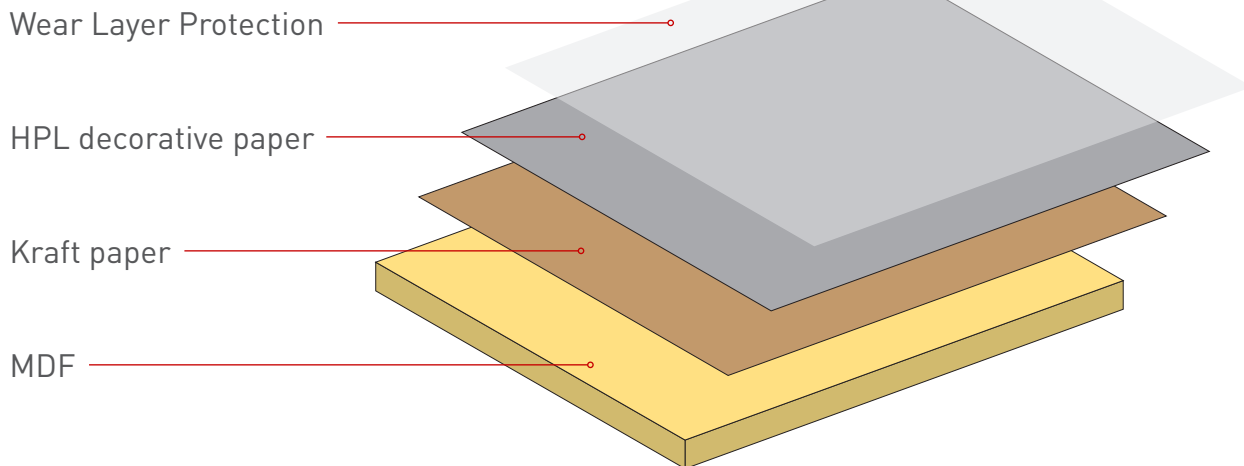
| THERMOFOIL/VINYL



ADVANTAGES

- Budget-friendly option
- Available in a variety of colors and patterns
- Easy to clean and maintain
- Made from recyclable PVC and has a low-waste manufacturing process
- Moisture-resistant, making it ideal for high-humidity areas

| HIGH PRESSURE LAMINATE (HPL)



ADVANTAGES

- Durable and versatile material
- Available in various designs, patterns, and colors
- Easy to maintain, cost-effective, and environmentally friendly
- Ideal for high-traffic areas
- Resistant to scratches, impact, heat, and stains
- Made from recycled materials that can be recycled again at the end of its life

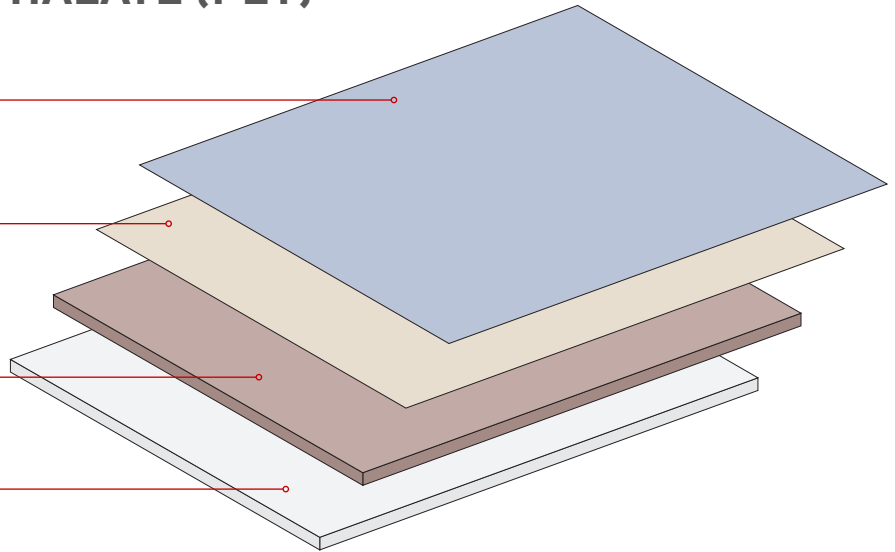
POLYURETHANE TEREPHTHALATE (PET)

45mm PET laminate

1.3mm PVC edge branding with matching color

0.71 inch medium density fibre board

0.02 mm white melamine laminate



PRODUCT INFORMATION

PET door is made of 3/4" (19mm) thick MDF board, with PET laminate on the exterior and melamine laminate on the interior, ABS banding of matching color on all edges. PET film coating uses imported raw materials and colorants, which comply with the US FDA food contact certification and medical biological testing standards, making it safer and healthier.

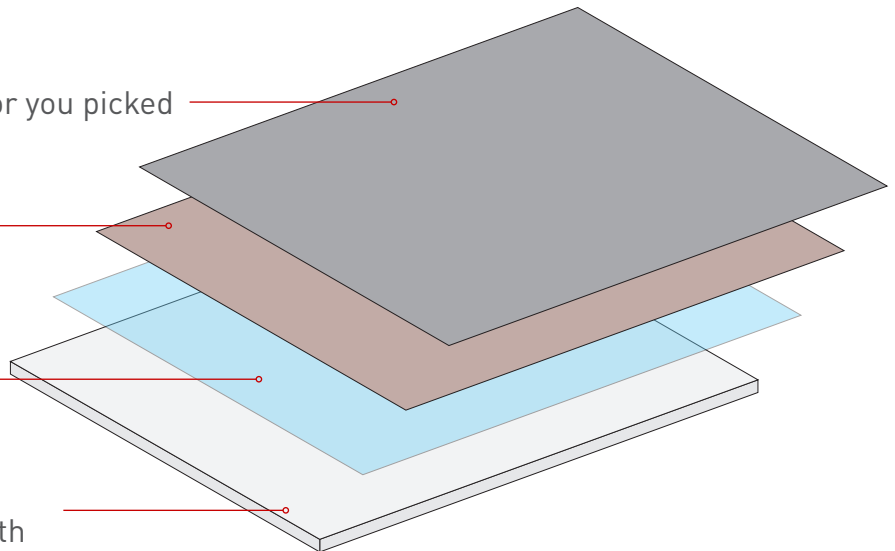
LACQUER

2 times surface PU Painting in the color you picked

2 times of UV color coated paint as bottom painting

1 times UV transparent coated paint for moisture-proof

The surface will stick white melamine gloss paper to make the surface smooth



ADVANTAGES

- Durable and can withstand wear and tear
- High-gloss finish that enhances the natural beauty of the material
- Ideal for use in high-humidity environments or in areas where the finished product may come into contact with water
- Resistant to moisture
- Can be applied using a variety of methods, including spraying, brushing, or dipping
- Provides some degree of protection against UV radiation

*Before finalizing your choice, please confirm the texture and finish of the color with Combina Global.
The effects of Lacquer are dependent on the actual Lacquer sample or color board.

KITCHEN



| MELAMINE (TFL)

Available in a wide range of design options, Melamine offers a cost-effective, high quality approach to any design vision. Melamine finish resembles the natural appearance of wood and gives a warm, stylish and enjoyable living space.



S-215D Molandi Rongyan Grey



S-037D Diamond White



S-101D Gentle Grey




S-219D Molandi Rock



S-221D Empire Green



S-212D Molandi Khaki Grey




7037Y Jazz White



S-210D Molandi Senior Grey



S-222D Molandi Duke Grey



S-218D Molandi Aurora Grey



XL-011 Tan



8159Y Belga Walnut



8156Y Oss Oak



8158Y Tusca Walnut



8120S Cabot Pine



M2015 Evergreen Oak



8152Y Kodi Oak



8160Y Cartier Teak




BJ8108L Isabella Grey



#8130L Light Weaves



#8092S Norway Walnut



#8125S Moshier Walnut



BJ8133L Simila Oak



BJ8107L Isabella



8163L Geometric Space



WD0122 Grey Oak



#8117S Crack Oak



BJ8100S Nevada Teak



8121L Calavi Oak



8132Y Gray Oak



8135L Calgary Maple



BJ8101T Andean Black Oak



BC7187W Bleached Legno



BC7179W Finland White Oak



WD2069L Daybreak



8122C Golden Oak



LS-001 Cream White



WD0123M Grey Elm



BH7261W Costa Nogal



BH1924M Vogue Wood



YM-001 Fresco



BC8102M Nicolo Wood



BC7182W Isa Nogal



BH8094DR Mocha Strand



BH2319DR Chestnut Log



BH8095B Avignon Grey



BH8124H Natural Oak



BH0718P Bastion Grey



BC7173W Canyon Avant



BH0724P Noble Grey

| THERMOFOIL / VINYL

Coming in a High-Gloss or Matte finish, Thermofoil finish doors are low maintenance and durable. They provide a look of painted and laminated cabinets which creates a uniform smooth surface with no color variation or streaks. The layer of thermofoil is made of vinyl which creates a seamless non-porous surface that doesn't hold dirt making these doors look great and easy to clean.





YS-737T Endless Night (Glossy)



YS-331SF White Smoke (Matt)



YS-336S Tea Brown (Matt)




YS-337S Latte (Matt)



YS-340M Breath of the Wild (Matt)



YS-341M Rosewood (Matt)




YS-342S Gray Root (Matt)



YS-343S Heavy Cloud (Matt)




YS-517F Angel White (Super Matt)




YS-520F Pale Brown (Super Matt)




YS-521F Graphite (Super Matt)



YS-726T Clay (Glossy)



YS-723T Silver (Glossy)



YS-338SF Black Gray (Matt)




YS-518F Bright Cream (Super Matt)



YS-728T Warm White (Glossy)




YS-751T Glacier (Glossy)




YS-752T Anthracite Gray (Glossy)



YS-520F Pale Brown (Super Matt)




YS-363S Navy Blue (Matt)



YS-354M Gary Lightwood (Matt)



YS-351M Golden Elm (Matt)



YS-359S Atlas Cedar Green (Matt)



YS-519F Pebble Grey (Super Matt)


*Additional Thermofoil / Vinyl options available upon request



HIGH PRESSURE LAMINATE (HPL)

HPL is a high pressure laminate that will hold wood without peeling giving it a longer lasting product while achieving a high end look. It is one of the best material for kitchen cabinets doors. It is a cost-effective alternative to high end requirements for all kitchen projects. With the variety of wooden color designs and solid colors it is easy to match the many styles of todays trends.





FYJ4257 Dale Hoffman Elm



FYJ5273 Fia Oak Giovanni



FYJ5268 Sierra Oak Granada



FYJ5267 Genil Oak Granada



FYJ5270 Darro Oak Granada



FYJ5257 Oscuro Culban Palisander




FYJ5245 Culban Palisander



FYJ5266 Elsa Noce Portofino



FYJ6267 Febe Noce Portofino



FYJ1268 Gala Noce Portofino



FYL7271 Valda Tivoli Elm



FYJ9308 Vogue Wood




FYJ9203 Bodhi Ash




FYJ5272 Gemma Oak Giovanni



FYJ5274 Belva Oak Giovanni




FYL8802 Weather Greywood




FYJ8798 White Ash




FYL8914 Weather Greywood



FYJ8813 Cuban Wood




FYJ8230 Teak Ebony



FYL8917 Java Redwood




FYJ8967 Logan Oak




FYJ5255 Emile Hemavah Ash




FYJ8102 Sliver Brush




FYJ8001 Stainless Brush




FYJ3912 Charcoal Grey




FYJ3806 Sphinx




FYJ3342 Earth




FYJ3200 Dark Chocolate




FYJ5263 Smoked Wood Cross




FYJ3909 Storm Black




FYJ3770 Sarum Grey




FYJ3927 Daybreak




FYJ3197 Dover White



FYJ3319 Leather




FYJ3949 Snow



FYJ3784 Peruvian Clay



FYJ7331 Lalo Ramblas



FYJ7988 Cement

*Additional High Pressure Laminate (HPL) options available upon request




FYJ5460 Karrakatta




FYJ7476 Biotite Rock



FYJ9049 Unique Shuttle



FYJ8849 Natural Teak



FYJ9398 Burma Teak



FYJ8860 Weather Teak



FYJ9027 Rift Arbor



FYJ9030 Light Elm



FYJ9000 Unique Shuttle




FYJ9032 Rift Walnut




FYJ9090 Red Sandal




FYJ9192 Fresh Walnut



FYJ9104 Pure Teak




FYJ5243 Natural Walnut




FYJ6252 Natural Walnut




FYJ8843 Natural Ash




FYJ8852 Bleached Wenge




FYJ9869 Crystie Pink Oak



FYJ9325 Natural Walnut




FYJ6653 Chalet Oak




FYJ6652 Cottage Oak




FYJ9263 Technology Gold Oak



FYJ9111 Rift Oak




FYJ8847 Jarrah Legno




FYJ8848 Blacken Legno




FYJ9150 Wind Walnut




FYJ9997 Alice Walnut




FYJ9873 Smoked Ribbon Wood




FYJ9012 Sander




FYJ9372 Rising Sun



FYJ9373 Walking Moon




FYJ6243 Natural Walnut



FYJ7269 Luna Tivoli Elm



FYJ8845 Bleached Legno




FYJ8846 Oiled Legno



POLYURETHANE TEREPHTHALATE (PET)

PET finishes offers a sleek and modern aesthetic, adding a touch of elegance to any space. Crafted with precision and attention to detail, these finishes are designed to withstand the demands of daily use, including scratches, stains, and heat, ensuring the surfaces maintain their beauty for years to come.




6735 Hematite Copper




6736 Sky Cloud Grey




XH0032 Fortress White



XH0718 London Grey




XH0725 Matt Space Grey




XH0748 Matt Oat Grey




XH0749 Brazil Coco




XH0751 Matt Red




XH0752 Ireland Grey



Y621 Warm White Glossy




Y665 Iceberg White



Y666 Jeju Matt Grey



Y669 Rock Lime Grey



Y670 Flashing Sliver Grey



Y674 Ivory White



Y675 Marl glossy Grey



Y680 Khaki Ash




Y681 Twilight light Grey



Y684 Red Copper Stripes




Y685 Midnight Ash




Y686 Premium Matt Grey




Y687 Milky White




Y691 Shining Silver White




Y694 Pulan Glossy Ash




Y695 Moroccan Blue



Y696 Graphite Black




Y701 Earl Grey




Y704 Sliver Stripes




Y707 White Corrugated




Y713 Brushed Metal




Y715 Brushed Rose Gold




Y716 Advanced Glossy Grey




Y718 Streamer White




Y719 Luminous Grey




Y720 Light Grey Corrugated




Y721 Rock Dark Brown




Y722 Rock Soap Grey



Y723 Gold Stripes



Y724 Brushed Gold




ZH8003 Matt Oat Milk



| LACQUER

Lacquer finish kitchens provide a true sense of refined luxury in its space. Having a choice of a matte or glossy finish, lacquer provides a smooth texture to the surface without shine or a deep reflection respectively. Lacquer is the ideal choice for a combination of luxury and durability.






BLC-01 ESPRESSO



BLC-02 COFFEE




BLC-03 BURGANY



BLC-04 DARK GREY




BLC-05 LIGHT GREY




BLC-07 MILKY WHITE



BLC-08A PURE WHITE




BLC-08B WARM WHITE



BLC-10 BLACK



BLC-11 LIGHT COFFEE



BLC-12 CRISSOO BLACK



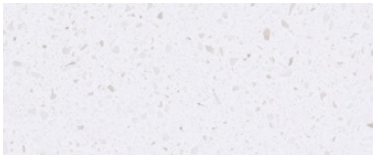
BLC-13 SMOKED GREY

*Additional Lacquer options available upon request







STANDARD



BG5010 Ocean Foam



BS1005 Crystal Black




BS1008 Crystal Grey




BS1022 Ice Snow


MID-GRADE



BS1003 Cement



BS2001 Pure White



BS2003 Dark Grey



BG5002 Intense White

LUXURY




2038 Calacatta



2040 Daydream



2101 Calacatta Glacier



2102 Calacatta Moor



2103 Calacatta Thunder



2105 River Black Antique



2115 Calacatta Creek



3111 Calacatta Mist



3206 Calacatta Field



3208 Calatta Volcano




3209 Charlotte Web



BS2020/19201 Rugged Concrete



19203 Laterite



2113 Black Pearl




2041 Calacatta Infinity



19601 Maquina Black



2042 Calacatta Extra



2109 Desert Fantasy




2110 Breeze And Drizzle

GRANITE

*Additional Granite options available upon request



G350 Mount Rusty




G439 Flower White



G441 Wave White



G562A Maple Red Dark




G603 Bianco Sardo




G654 Padang Dark



655N New Tomie White




G801 Tan Brown




G819 Santa Cecilia




G821 Verde Ubatuba




G851 Nero Angola



G915 Butterfly Green



G921 Tiger Skin White



G954 Lemuriam Blue



SPC LUXURY VINYL PLANK

| STONE PLASTIC COMPOSITE (SPC)


UV Layer

Water Layer

Colour Films

SPC Core

Foam (optional)



SPC FLOORING ADVANTAGES

- Main component of the core is lime stone
- (Calcium carbonate) + PVC powder + Stabilizer
- Environment friendly
- Resilient core finished with strong UV coating, abrasion resistant finish
- 100% waterproof
- Excellent for areas with moisture problems

SPECIFICATIONS & OPTIONS

SIZE: 48" x 5 7/8", 48" x 7 1/8", 48" x 8 5/8"
60 1/4" x 7 1/8", 60 1/4" x 8 1/4"

THICKNESS: Between 2mm to 8mm

WEARLAYER: 0.15mm, 0.30mm, 0.50mm

UNDERLAYMENT: EVA, Cork, IXPE




TEXTURE: Crystal, Wood Texture, Random EIR, EIR

OPTIONS: 2G, 5G



FLOORING SAMPLES

*Additional options available upon request



FLOORING COLOURS

*Additional options available upon request




LN019




LN020



LN021



LN022



LN023




LN024



LN025



LN026



LN027



LN028 TILE



LN029 TILE



LN031 TILE



LN032 TILE



LN033 TILE



LV030 TILE

FLOORING COLOURS

*Additional options available upon request



4016-8



6049



6087



6101



6108



6135



6179



6185



6186



6187



6194



6197



6199



6501



6502



6503



6506



6511



24

6524



6525



6526



6527



6532



6540

FLOORING COLOURS

*Additional options available upon request



6557



6558



6559



6560



6566



6567



6573



6574




6576



6579



6607



6609



6610



6611



6615



6619



6620



6622



6623



6625



6626



6627



6628



8271-2

CARPET TILES

Featuring an attractive appearance, practicality and installation flexibility, Combina Global Carpet Tiles provides customers with considerable scope for creativity. Other significant features include fire retardance, durability, anti-static performance, plus size and dimensional stability. Combina Global Carpet Tiles are especially suitable for airports, offices, shopping centres, building common areas, libraries, conference rooms, convention centres, hospitals and much more.

Pile Material:	Universal Nylon 6, 6
Structure:	1/10
Pile Height:	5.5-5-4-3 mm
Pile Weight:	18-20 oz/yd ²
Primary Backing:	Non-Woven
Secondary Backing:	PVC+Glass Fibre+PVC
Dimension:	50 mm X 50 mm



Certifications

- American CRI+PLUS Certificate
- CE Certifications, we have passed BS EN 13501-1:2002 Fire Test
- ISO9001:2000 Quality Certificate
- ISO14001:2004 Environmental Certificate
- BS4709 International Fireproof Inspection Report
- Membership of Wools of New Zealand Brand and Technology Program
- Advanced International Carpet Alliance for Environmental Stewardship
- Membership of CCIA & CFNA
- B1 National Fireproof Inspection Report
- GB/T 14768-1993 Fireproof Standard Report




BEGINNING OF SUMMER SERIES


*Additional options available upon request



LX-01



LX-02




LX-03




LX-04




LX-05




LX-06



LX-07



LX-08



LX-09



LX-10




GROWTH SERIES

*Additional options available upon request



Growth-001-01



Growth-001-02



Growth-001-03



Growth-001-04




Growth-001-05



Growth-001-06



Growth-001-07



Growth-001-08




Growth-001-10



Growth-002-01



Growth-002-02




Growth-002-03




Growth-002-04




Growth-002-05



Growth-002-06



Growth-002-07



Growth-002-08




Growth-002-10



Growth-003-01



Growth-003-02



Growth-003-03



Growth-003-04



Growth-003-05



Growth-003-06



Growth-003-07



Growth-003-08




Growth-003-10



AUTUMN EQUINOX SERIES


*Additional options available upon request




AUT-4




AUT-A-1



AUT-A-2




AUT-A-3




AUT-B-1




AUT-B-2




AUT-B-3




AUT-C-1




AUT-C-2




AUT-C-3



AUT-D-1




AUT-D-2




AUT-D-3

SUN SERIES


*Additional options available upon request




SUN001A




SUN001B




SUN001C




SUN001C




SUN001D




SUN001E




SUN001F



SUN001G




SUN001H




LUMINOUS SERIES


*Additional options available upon request



Luminous I -001-01




Luminous I -001-02




Luminous I -001-03




Luminous I -001-04




Luminous I -001-05



Luminous I -001-06




Luminous I -001-07




Luminous I -001-08




Luminous I -001-10



Luminous I -002-01



Luminous I -002-02




Luminous I -002-03




Luminous I -002-04




Luminous I -002-05



Luminous I -002-06




Luminous I -002-07




Luminous I -002-08




Luminous I -002-10



Luminous II -001-01



Luminous II -001-02




Luminous II -001-03




Luminous II -001-04




Luminous II -001-05



Luminous II -001-06




Luminous II -001-07



Luminous II -001-08




Luminous II -001-10




Luminous II -002-01



Luminous II -002-02




Luminous II -002-03




Luminous II -002-04




Luminous II -002-05




Luminous II -002-06



Luminous II -002-07



Luminous II -002-08



Luminous II -002-10

HONEYCOMB BLINDS



| PRODUCT FEATURES

Imitating the design of a honeycomb, it has the functions of heat preservation, UV protection, and sound insulation. A variety of categories including horizontal blinds, day and night double blinds options are available. It is a great choice for creating a comfortable and private space.

CONTROL SYSTEM



Cordless (day and night option)

FABRIC SHADING EFFECT



26mm/45mm Sheer



26mm Light Filtering




26mm Black Out



38mm Dual Cell Light Filtering



38mm Dual Cell Black Out



45mm Black Out

AVAILABLE RAIL COLORS



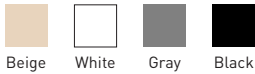
26mm



38mm



45mm



Beige White Gray Black



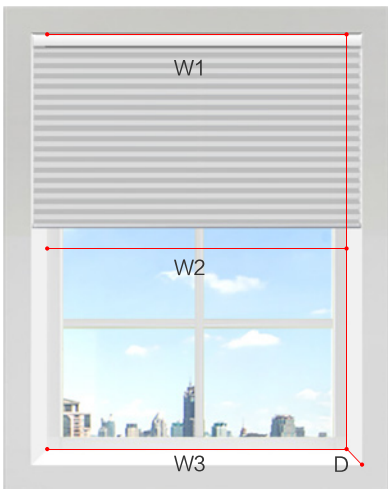
Beige White Gray Black



Beige White Gray Black

MEASUREMENT AND INSTALLATION

INSIDE MOUNT




34

Measurement requirements:
The depth (D) of the window hole should be more than 6cm.

Width: Measure W1, W2, W3, select the shortest one as the Width


Width of Blind = Width - 1cm

Height of Blind = Height



Inside Mount
41mm x 27mm


OUTSIDE MOUNT



Window frames protruding the wall by more than 1 cm will not be suitable for the outside mounting.

Width of Blind = Width + 10cm

Height of Blind = Height + 15cm



Outside Mount
41mm x 27mm

| 26MM LIGHT FILTERING



93020A



93020B




93020C



93020D



93020E



93020F




93020G



93020H



93020J



93020K

| 26MM BLACKOUT



93021A




93021B




93021C



93021D



93021E



93021F



93021G



93021H


| 38MM LIGHT FILTERING & BLACKOUT



93022A




93022B




93022C



93022D



93022E



93023A



93023B



93023C



93023D




93023E


| 45MM LIGHT FILTERING & BLACKOUT



93025A




93025B



93025C




93025D




93025E



93024A



93024B



93024C



93024D



93024E

ROLLER BLINDS



| PRODUCT FEATURES

The eco-friendly and durable fabric is made into a variety shading effect: transparent, semi-blackout and blackout. The unique designs and functions of insulation, dust-proof, filtering, shading and light is becoming a new favourite in home decoration.

| CONTROL SYSTEM




Cordless

| FABRIC SHADING EFFECT



Transparent




Semi-blackout




Blackout


| AVAILABLE VALANCE



Minimalist




Burliness



Beam simple rolling

| BOTTOM RAIL (STREAMLINED WATER-DROP)




Type A



Type B




Type C



Type D

SEMI-BLACKOUT SERIES

*Additional options available upon request



SEMI-BLACKOUT

Number	Composition	Max Width	Weight	Color Fastness
82027	100% Polyester	300 cm	220g/m ² ±5%	6-8 Grade



SEMI-BLACKOUT

Number	Composition	Max Width	Weight	Thickness
82072C/D				120g/m ² ±5%
82067E/F	100% Polyester	300 cm	0.5mm±5%	300g/m ² ±5%
82072E	T/L70/30	230 cm		230g/m ² ±5%



82027F



82027G



82027A




82027B



82027C



82027E



82027H



82072C



82072D



82072E



82067E



82067F


SEMI-BLACKOUT SERIES

*Additional options available upon request



SEMI-BLACKOUT

Number	Composition	Max Width	Weight
82067M			195g/m ² ±5%
82067N	T/L80/20	230 cm	175g/m ² ±5%
82067G/H	100% Polyester		160g/m ² ±5%
82067I/J			205g/m ² ±5%




82067M




82067N




82067G



82067H



82067I




82067J




SEMI-BLACKOUT


Number	Composition	Max Width	Weight
82086	100% Polyester	230 cm	190g/m ² ±5%



82086W



82086B



82086C



82086D



82086E


SEMI-BLACKOUT SERIES



SEMI-BLACKOUT

Number	Composition	Max Width	Weight	Thickness
82082	100% Polyester	300 cm	240g/m ² ±5%	0.45mm±0.05%


*Additional options available upon request




82082A




82082B



82082C



82082D



82082E


BLACKOUT SERIES




BLACKOUT

Number	Composition	Max Width	Weight
82086	100% Polyester	230 cm	330g/m ² ±15%


*Additional options available upon request



82086F



82086G



82086H



82086I



82086J


BLACKOUT SERIES

*Additional options available upon request



BLACKOUT

Number	Composition	Max Width	Weight	Thickness
82010	100% Polyester	300 cm	310g/m ² ±10%	0.03mm±0.05%



BLACKOUT


Number	Composition	Max Width	Weight	Thickness	Color Fastness
82026	40% Fiberglass + 60% PVC	200 cm 250 cm 300 cm	480g/m ² ±5%	0.38mm±5%	6-8 Grade




82010J



82010T




82010G



82010L




82010I




82010M




82010S




82010W




82026A




82026B




82026C



82026E



82026F



82026G

BLACKOUT SERIES

*Additional options available upon request



BLACKOUT

Number	Composition	Max Width	Weight	Thickness	Color Fastness
82028	100% Polyester	300 cm	330g/m ² ±10%	0.05mm±5%	6-8 Grade



82028F



82028G



82028H



82028A



82028B



82028C




82028E




BLACKOUT


Number	Composition	Max Width	Weight	Thickness	Color Fastness
82029	100% Polyester	300 cm	320g/m ² ±10%	0.5mm±5%	6-8 Grade



82029F



82029G



82029H

BLACKOUT SERIES

*Additional options available upon request



82067K

82067L

82067A



82067B

82067C

82067D




82067O

82067P


BLACKOUT

Number	Composition	Max Width	Weight
82067K	T/L80/20	230 cm	330g/m ² ±5%
82067L			360g/m ² ±5%
82067A/B	100% Polyester		320g/m ² ±5%
82067O/P			280g/m ² ±5%
82067C/D			350g/m ² ±5%



YM-4201

YM-4203



YM-4205

YM-4206


BLACKOUT

Number	Composition	Max Width	Weight	Thickness
YM-42	40% Fiberglass + 60% PVC	200/250/300cm	480g/m ² ±5%	0.38mm±5%

BLACKOUT SERIES




*Additional options available upon request




82083A




82083B



82083C 366g/m²±15%



82083D



82083E


BLACKOUT

Number	Composition	Max Width	Weight	Thickness
82083	100% Polyester	300 cm	425g/m ² ±15%	0.45mm±0.05%

5% OPENESS SERIES




*Additional options available upon request




82006A




82006B



82006C



82006L




82006M




82006N



82006O



82006Q




82006R


5% OPENESS FACTOR

Number	Composition	Max Width	Weight	Thickness
82006	30% Polyester + 70% PVC	300 cm	520g/m ² ±5%	0.75mm±5%


5% OPENESS SERIES




82088F




82088G



82088H



82088I




82088J

*Additional options available upon request


5% OPENESS FACTOR

Number	Composition	Max Width	Weight	Thickness
82088	30% Polyester + 70% PVC	300 cm	428g/m ² ±5%	0.73mm±5%


3% OPENESS SERIES




82025A



82025B



82025C



82025E

*Additional options available upon request

3% OPENESS FACTOR

Number	Composition	Max Width	Weight	Thickness
82025	30% Polyester + 70% PVC	300 cm	437g/m ² ±5%	0.66mm±5%

3% OPENESS SERIES


*Additional options available upon request



82025F



82025G




82025H

3% OPENESS FACTOR


Number	Composition	Max Width	Weight	Thickness
82025	30% Polyester + 70% PVC	300 cm	476g/m ² ±5%	0.69mm±5%



SC-A2-301




SC-A2-302




SC-A2-303




SC-A2-304



SC-A2-306



SC-A2-308



SC-A2-310



SC-A2-311

3% OPENESS FACTOR

Number	Composition	Max Width	Weight	Thickness
SC-A2	30% Polyester + 70% PVC	200/250/300cm	440g/m ² ±5%	0.65mm±5%

3% OPENESS SERIES



1% OPENESS FACTOR

Number	Composition	Max Width	Weight	Thickness
82024	30% Polyester + 70% PVC	300 cm	525g/m ² ±5%	0.73mm±5%

*Additional options available upon request



82024A



82024B



82024C



82024E

0% OPENESS SERIES




0% OPENESS FACTOR

Number	Composition	Max Width	Weight	Thickness
82006	30% Polyester + 70% PVC	300 cm	663g/m ² ±5%	0.84mm±5%


*Additional options available upon request



82006G



82006D



82006E

ZEBRA BLINDS



| PRODUCT FEATURES

Our zebra shades offer a versatile range of colors, textures and prints with simple yet elegant light control options.

| CONTROL SYSTEM



Cordless

| FABRIC SHADING EFFECT




Open



Close

| AVAILABLE VALANCE




Square V2 White




Square V2 Gray



Square V2 Black




Curve White S2




Fabric Wrapped S3


| BOTTOM RAIL (TYPE A)



White




Gray



Black

ZEBRA SEMI-BLACKOUT SERIES

*Additional options available upon request



SEMI-BLACKOUT

Number
83011

Composition
100% Polyester

Max Width
300 cm

Weight
140g/m²±5%

Color Fastness
6-7 Grade

Solid & Sheer Repeat
7.5*5 cm




83011A




83011B



83011C



83011E



83011F



SEMI-BLACKOUT

Number
83013

Composition
100% Polyester

Max Width
300 cm

Weight
137g/m²±5%

Color Fastness
6-7 Grade

Solid & Sheer Repeat
7.5*5 cm



83013A



83013B




83013C



83013G



83013F



83013H



83013I



BLACKOUT

Number
83015

Composition
100% Polyester

Max Width
300 cm

Weight
206g/m²±5%

Color Fastness
6-7 Grade

Solid & Sheer Repeat
9*6 cm



83015F



83015G



83015H



83015I

ZEBRA SEMI-BLACKOUT SERIES

*Additional options available upon request



SEMI-BLACKOUT

Number
83039


Composition
100% Polyester

Max Width
300 cm

Weight
157,5g/m²±5%

Color Fastness
6-7 Grade


Solid & Sheer Repeat
10*6 cm




83039A




83039B



83039E



83039F



83039G



SEMI-BLACKOUT

Number
83020

Composition
35% Polyester + 65% PVC

Max Width
300 cm

Weight
267g/m²±5%

Color Fastness
8 Grade

Solid & Sheer Repeat
7.5*5 cm




83020E




83020F



83020G



83020H



SEMI-BLACKOUT

Number
83019

Composition
35% Polyester + 65% PVC

Max Width
300 cm

Weight
265g/m²±5%

Color Fastness
8 Grade


Solid & Sheer Repeat
7.5*5 cm




83019F



83019H



83019G



83019I

ZEBRA SEMI-BLACKOUT SERIES

*Additional options available upon request



SEMI-BLACKOUT

Number
83035

Composition
70% Polyester + 30% RM

Max Width
300 cm

Weight
270g/m²±5%

Color Fastness
7-8 Grade

Solid & Sheer Repeat
5.5 cm




83035A



83035B



83035D



83035E



83035F



83035K



83035M



SEMI-BLACKOUT

Number
83021

Composition
100% Polyester

Max Width
300 cm

Weight
470g/m²±5%

Color Fastness
7-8 Grade

Solid & Sheer Repeat
6.5 cm



83021E



83021F




83021G



83021H

ZEBRA BLACKOUT SERIES

*Additional options available upon request



BLACKOUT

Number
83012


Composition
100% Polyester

Max Width
300 cm


Weight
172g/m² ± 5%

Color Fastness
6-7 Grade

Solid & Sheer Repeat
7.5*5 cm




83012A




83012B



83012C



83012F



83012G



BLACKOUT

Number
83014

Composition
100% Polyester

Max Width
300 cm

Weight
224g/m² ± 5%

Color Fastness
6-7 Grade


Solid & Sheer Repeat
9*6 cm



83014F



83014G



83014H



83014I



BLACKOUT

Number
83017

Composition
100% Polyester

Max Width
300 cm

Weight
201g/m² ± 5%

Color Fastness
6-7 Grade

Solid & Sheer Repeat
7.5*5 cm



83017F



83017G



83017H





83017I

CERAMIC WALL TILES



| PRODUCT FEATURES

Our ceramic wall tiles blend aesthetics and versatility with 12 randomly arranged designs, making each installation unique. The varied patterns add depth, character, and style to any space. Whether you want a modern or classic look, these tiles will enhance your interiors and create standout walls.



B7530Y0

B7530Y1

B7530Y2

B7530Y3

B7530Y4



B7530Y5

B7530Y6

B7530Y7

B7530Y8

B7530Y9



B7530Y10

B7530Y11

B7530Y12

MB7530Y0

MB7530Y1



MB7530Y2

MB7530Y4

MB7530Y6

MB7530Y11

MB7530Y12



PLUMBING FIXTURES & HARDWARE



BATHROOM FAUCETS

<p>0066</p>  <p>Brushed Gold Chrome Gunmetal Matte Black</p>	<p>0067</p>  <p>Brushed Gold Chrome Gunmetal Matte Black</p>	<p>0068</p>  <p>Brushed Gold Chrome Gunmetal Matte Black</p>	<p>0069</p>  <p>Brushed Gold Chrome Gunmetal Matte Black</p>	
<p>0070</p>  <p>Brushed Gold Chrome Gunmetal Matte Black</p>	<p>0115</p>  <p>Brushed Gold Chrome Gunmetal Matte Black</p>	<p>0771</p>  <p>Brushed Gold Chrome Gunmetal Matte Black</p>	<p>2226</p>  <p>Chrome Brushed Nickel Matte Black</p>	
<p>2233</p>  <p>Brushed Gold Chrome Gunmetal Matte Black</p>	<p>6001</p>  <p>Brushed Gold Chrome Gunmetal Matte Black</p>	<p>B016 (CY)</p>  <p>Chrome Matte Black</p>	<p>B067 (CY)</p>  <p>Chrome Matte Black</p>	<p>B091 (CY)</p>  <p>Chrome Matte Black</p>
<p>B526</p>  <p>Chrome</p>	<p>B625 (CY)</p>  <p>Chrome Matte Black</p>	<p>TWP020011</p>  <p>Chrome Matte Black</p>	<p>TWP020115</p>  <p>Chrome</p>	<p>TWP050011</p>  <p>Chrome White Matte Black</p>
<p>TWP090011</p>  <p>Chrome Matte Black</p>	<p>TWP090511</p>  <p>Chrome</p>	<p>TWP100015</p>  <p>Chrome</p>	<p>TWP100311</p>  <p>Brushed Gold Chrome Matte Black</p>	<p>TWP271011</p>  <p>Brushed Gold Chrome Brushed Nickel Matte Black</p>

BATHTUB FAUCETS





KITCHEN FAUCETS



SHOWER SETS

<p>5047</p>  <p>Brushed Gold Chrome Gunmetal Matte Black</p>	<p>5048</p>  <p>Brushed Gold Chrome Gunmetal Matte Black</p>	<p>S008 (CY)</p>  <p>Chrome</p>	<p>S133 (CY)</p>  <p>Chrome</p>	
<p>S133A (CY)</p>  <p>Chrome</p>	<p>S156B (CY)</p>  <p>Brushed Gold Chrome Gunmetal Matte Black</p>	<p>SP409 (CY)</p>  <p>Chrome</p>	<p>SP416 (CY)</p>  <p>Brushed Gold Chrome Gunmetal Matte Black</p>	<p>TWL0841101</p>  <p>Chrome</p>
<p>TWL0841102</p>  <p>Chrome</p>	<p>TWL0842201</p>  <p>Chrome</p>	<p>TWL0941101</p>  <p>Chrome</p>	<p>TWL0941103</p>  <p>Chrome</p>	<p>TWL0942201</p>  <p>Chrome</p>


| WARDROBE HARDWARE & HANDLES



CABINET HINGES & SLIDES



| DRAWER SLIDES & ACCESSORIES





COMBINA
GLOBAL

combinaglobal.com | info@combinaglobal.com

*The sample images shown in this catalogue may not accurately represent the final product. Please contact us for more details or visit our showroom floor.